




C9075 PRO C9065 PRO

LIGHT PRODUCTION SOLUTIONS

Product Specifications



Main Unit

System Type

Color Digital Multifunction Imaging System

Functions

Standard: Copy, Print (UFR II), Scan, Send, Store

Optional: Print (PCL, Adobe® PostScript® 3™), Fax (up to 4 lines)

Operation Panel

10.4" SVGA Full-color TFT Upright Screen

Memory

Standard: 2GB RAM

Maximum: 2.5GB RAM

Hard Disk Drive

Standard: 80GB

Maximum: 1TB

Mirroring Hard Disk Drive

Optional (80GB, 1TB) Method: RAID1

Network Interface Connection

Standard: 10/100/1000Base-TX

Optional: Wireless LAN (IEEE 802.1x)

Other Interface

Standard: USB 2.0 (Host)x2, USB 2.0 (Device)

Optional: Device Port [USB 2.0 (Host)x2], Serial Interface, Copy Control Interface

Copy/Print Speed (BW/Color)

Letter: **C9075:** Up to 75/70 ppm
C9065: Up to 65/65 ppm

Legal/11" x 17": **C9075:** Up to 45/42 ppm
Up to 38/35 ppm
C9065: Up to 39/39 ppm
Up to 33/33 ppm

Paper Sources (20 lb. Bond)

Standard: Dual 1,100-sheet Paper Drawers
Dual 550-sheet Cassettes
100-sheet Stack Bypass

Optional: 3,500-sheet Paper Deck-A1, 3,500-
POD Deck Lite-A1, or 6,000-sheet
Multi-Drawer Paper Deck-A1

Maximum: 9,300 Sheets (with Multi-Drawer
Paper Deck Option)*

Output Paper Capacity (20 lb. Bond)

250 Sheets (with Copy Tray)

4,250 Sheets (with Staple Finisher or Booklet Finisher)

Output Paper Sizes

Drawers: Letter

Cassettes: 13" x 19", 12" x 18", 11" x 17",
Legal, Letter, Letter-R, Executive,
Statement-R, Custom Size
[5-1/2" x 7-1/8" to 13" x 19-1/4"
(140mm x 182mm to 330mm x
488mm)]

Bypass: 13" x 19", 12" x 18", 11" x 17",
Legal, Letter, Letter-R, Executive,
Statement-R, Custom Size
[4" x 5-7/8" to 13" x 19-1/4"
(100mm x 148mm to 330mm x
488mm)]

Acceptable Paper Weights

Drawers/
Cassettes: 14 lb. Bond to 80 lb. Cover
(52 to 220g/m²)

Bypass: 14 lb. Bond to 110 lb. Cover
(52 to 300g/m²)

Duplexing

Paper Size: Standard Automatic Trayless
Duplexing (up to 13" x 19")

Paper Weights: 14 lb. Bond to 80 lb. Cover
(52 to 220g/m²)

Special Media Support

Drawers: Transparency

Cassettes: Transparency, Tab

Bypass: Transparency, Tracing, Labels,
Coated, Textured, Envelopes

Warm-up Time

From Power On: **C9075:** 6 Minutes
C9065: 5 Minutes

From Sleep
Mode: **C9075:** 6 Minutes
C9065: 5 Minutes

From Energy
Saver Mode: **C9075:** 90 Seconds
C9065: 100 Seconds

Power Requirements

208V AC, 60Hz, 15A

Power Consumption

Maximum: 2,500W or Less; Sleep Mode: 1.5W

Plug

NEMA 6-15P

Dimensions (H x W x D)

55-1/4" x 46-1/2" x 36-3/4"***
(1403mm x 1180mm x 932mm)**

Installation Space (W x D)

69-1/4" x 64" (1759mm x 1624mm)
(when Copy Tray and Stack Bypass are extended)


Weight

Approx. 723.9 lb. (328kg)***

Toner (Estimated Toner Yield @ 5% Coverage)

Black: 72,000 Images

Color (C,M,Y): 54,000 Images



C9075 PRO C9065 PRO

Main Unit (continued)

Image Reader Unit

Scan Resolution

Up to 600 x 600 dpi

Acceptable Originals (Glass)

Sheet, Book, 3-Dimensional Objects (up to 4.4 lb.)

Max. Original Size

Up to 11" x 17"

Document Feeder

Scan Method

Single-pass Duplexing Automatic Document Feeder

Acceptable Originals

Paper Sizes: 11" x 17", Legal, Letter, Letter-R, Statement, or Statement-R

Paper Weights: **B/W Originals:** 13 lb. Bond to 80 lb. Cover (50 to 220g/m²)
Color Originals: 17 lb. Bond to 80 lb. Cover (64 to 220g/m²)

Scan Speed (BW/Color; Letter)

Simplex: 120/120 ipm (300 dpi)
120/70 ipm (600 dpi)

Duplex: 200/140 ipm (300 dpi)
120/70 ipm (600 dpi)

Paper Capacity (20 lb. Bond)

300 Sheets

Copy Specifications

First-Copy-Out Time (Letter)

B/W: 4.4 Seconds

Color: 6.0 Seconds

Multiple Copies

1 to 9,999

Color Mode

Auto Color, Full Color, Black, Single Color, Two Colors

Copy Exposure

Automatic or Manual (9 levels)

Magnification

25% - 400% (1% increments)

Preset Reductions

25%, 50%, 64%, 73%, 78%

Preset Enlargements

121%, 129%, 200%, 400%

Copy Features

Basic Copy Features:

Preset R/E Ratios by Area, Finishing, Two-sided, Exposure Adjustment, Original Type Selection, Interrupt Mode, Sample Set, Setting Confirmation/Cancel, Standard Keys, Reset, Guide Display, Job Duration Display, Reserved Copying

Special Copy Features:

Two-page Separation, Cover/Sheet Insertion, Booklet, Transparency Interleaving, Shift, Margin, Frame Erase, Image Combination, Different-size Original, Job Build, Job Done Notice, Scan Image Check, Mode Memory, Recall, Negative/Positive Inversion, Image Repeat, Mirror Image, Sharpness, Tab Paper Creation, Form Composition, Secure Watermark, Page Numbering, Copy Set Numbering, Watermark and Date, Job Block Combination, Store in User Inbox

Print Specifications

Processor

Canon Dual Custom Processor (Shared)

Memory

Standard: 2GB RAM

Maximum: 2.5GB RAM

Hard Disk Drive

Standard: 80GB

Maximum: 1TB

Engine Resolution

1200 x 1200 dpi

PDL Support

Standard: UFR II

Optional: PCL 5c, PCL 6, Adobe PS 3

Print Driver Supported OS

UFR II: Windows® (Windows 2000/XP/Server 2003/Server 2008/Windows Vista®/Windows 7), Citrix MetaFrame, Macintosh® (OS X 10.4.9 or later)

PCL 5c/6: Windows (Windows 2000/XP/Server 2003/Server 2008/Windows Vista/Windows 7), Citrix MetaFrame

Adobe PS 3: Windows (Windows 2000/XP/Server 2003/Server 2008/Windows Vista/Windows 7), Citrix MetaFrame, Macintosh (OS X 10.4.9 or later)

XPS: Windows Vista, Windows Server 2008, Windows 7

Direct Print Support

Standard: TIFF, JPEG, EPS[†]

Optional: PDF, XPS[†]

Print Features

Suspend On Job Timeout, Subset Finishing (PS only), Profile Settings, Secure Print, Watermark, Page Border, Header/Footer, Page Layout, Two-sided Printing, Collating, Booklet Printing, Grouping, Mixed Paper Sizes/Orientations, Offsetting, Printing on Transparencies, Front/Back Covers, Black-and-White Printing, Objective, Color/Black-and-White Auto Detect, Toner Reduction, Poster Printing, PANTONE® named Color Profiles[‡]

Scan Specifications

Network TWAIN Scan

Standard

Network Scan Utility

Color Network ScanGear

Universal Send Specifications

Sending Method

E-mail, I-Fax, File Server (FTP, SMB, WebDAV), User Inbox, Super G3 Fax (Optional)

Color Mode

Auto Color Select (Full Color, Grayscale), Auto Color Select (Full Color, B/W), Full Color, Grayscale, B/W

Scan Resolution

600 x 600 dpi, 400 x 400 dpi, 300 x 300 dpi, 200 x 400 dpi, 200 x 200 dpi, 200 x 100 dpi, 150 x 150 dpi, 100 x 100 dpi

Address Book Capacity

Max. 1,800 Destinations (incl. 200 One-Touch Buttons)

Communication Protocol

File: FTP (TCP/IP), SMB (TCP/IP), WebDAV

E-mail/I-Fax: SMTP, POP3, I-Fax (Simple, Full)

File Format

Standard: TIFF, JPEG, PDF, PDF (Compact), PDF (Apply Policy), PDF (Optimize for Web), PDF/A-1b, XPS, XPS (Compact)

Optional: PDF (Trace & Smooth), PDF/XPS (OCR), PDF (Encrypted), PDF/XPS (Digital Signature), PDF (Reader Extensions), Office Open XML

I-Fax Data Format

B/W: TIFF (MH, MR, MMR)

Color: TIFF (Profile-C)

Fax Specifications

Max. Number of Connection Lines

4

Modem Speed

Super G3: 33.6 Kbps

G3: 14.4 Kbps

Compression Method

MH, MR, MMR, JBIG

Resolution


400 x 400 dpi, 200 x 400 dpi, 200 x 200 dpi, 200 x 100 dpi

Sending/Recording Size

Statement to 11" x 17"

Fax Features

Job Forwarding, Different-size Originals, Adjusting Overall Density for Scanning, Sharpness, Copy Ratio, Erase Frame, Job Build, Specifying the Sender's Name (when sending fax) Selecting the Telephone Line (when sending fax), Delayed Send, Preview, Finished Stamp, Job Done Notice, Original Type, Two-sided Original, Book to Two Pages



C9075 PRO C9065 PRO

Main Unit (continued)

Store Specifications

Mail Box	
No. Supported:	100 User Inboxes, 1 Memory RX Inbox, 50 Confidential Fax Inboxes
Max. Pages Stored:	6,000
Advanced Box	
Available Disk Space:	Approx. 10GB (Standard HDD) 664GB (1TB HDD)
Communication Protocol:	SMB or WebDAV
Supported Client PC:	Windows (Windows 2000/XP/Windows Vista)
Max. Number of Concurrent Connections:	SMB: 32, WebDAV: 12 (Active Sessions)
Advanced Box Features:	Disabling Advanced Box, Storage Filtering, Authentication for Advanced Box Log-in, Search Function, Sort Function, Printing a PDF File with a Password, imageWARE Secure Audit Manager Support

Memory Media

Standard:	USB Memory
Optional:	SD, SDHC, CompactFlash, Memory Stick, Microdrive

Security Specifications

Standard

Department ID Management, Single Sign-On H, Access Management System (Device and Function Level Log-in), Secure Print, Trusted Platform Module, User Access Control of Advanced Box, Mail Box Password Protection, IPV6, Restricting Features (Restricting the Send Function, Restricting New Addresses on Address Book), SSL Encrypted Communication, SNMPv1/v3, MAC/IP Address Filtering, SMTP Authentication, POP Authentication before SMTP, HDD Format, Adobe® LiveCycle® Rights Management ES Integration

Optional

Removable HDD, HDD Erase, HDD Encryption/Mirroring, Encrypted Secure Print, Encrypted PDF, Document Scan Lock, IPSec, Secure Watermark

Environmental Information

- ENERGY STAR® Qualified
- Ecomark
- RoHS Compliant
- WEEE Directive


Optional Accessories

Paper Supply Options

Paper Deck Unit-A1	
Paper Capacity:	3,500 Sheets [20 lb. Bond (80g/m ²)]
No. of Drawers:	1
Acceptable Paper Weight:	14 lb. Bond to 80 lb. Cover (52 to 220g/m ²)
Acceptable Paper Type:	Thin, Plain, Heavy, Color, Recycled, Pre-punched
Acceptable Paper Size:	Letter
Power Source:	From Main Unit
Max. Power Consumption:	44W
Dimensions (H x W x D):	22-1/2" x 12-3/4" x 23" (570mm x 323mm x 583mm)
Weight:	Approx. 81.6 lb (37kg)
POD Deck Lite-A1	
Paper Capacity:	3,500 Sheets [20 lb. Bond (80g/m ²)]
No. of Drawers:	1
Acceptable Paper Weight:	14 lb. Bond to 110 lb. Cover (52 to 300g/m ²)
Acceptable Paper Type:	Thin, Plain, Heavy, Color, Recycled, Pre-punched, Transparency, Labels, Bond, Letterhead, Coated, Textured
Acceptable Paper Size:	13" x 19", 12" x 18", 11" x 17", Legal, Letter, Letter-R
Power Requirement:	120-127V AC, 60Hz, 5A
Max. Power Consumption:	288W
Plug:	NEMA 5-15P
Dimensions (H x W x D):	22-1/2" x 23-5/8" x 24-1/2" (570mm x 601mm x 621mm)
Weight:	Approx. 110 lb. (50kg)
Multi-Drawer Paper Deck-A1	
Paper Capacity:	6,000 Sheets [20 lb. Bond (80g/m ²)]
No. of Drawers:	3 (2,000 Sheets each)
Acceptable Paper Weight:	14 lb. Bond to 110 lb. Cover (52 to 300g/m ²)
Acceptable Paper Type:	Thin, Plain, Heavy, Color, Recycled, Pre-punched, Transparency, Labels, Tab, Bond, Letterhead, Coated, Textured
Acceptable Paper Size:	13" x 19", 12" x 18", 11" x 17", Legal, Letter, Letter-R, Executive, Custom Size [5-1/2" x 7-1/8" to 13" x 19-1/4" (140mm x 182mm to 330mm x 488mm)]
Power Requirement:	120-127V 60Hz 4A
Max. Power Consumption:	Approx. 753W
Plug:	NEMA 5-15P
Dimensions (H x W x D):	41" x 37-3/8" x 31-3/8" (1040mm x 950mm x 797mm)

Output Options

Copy Tray-PI	
Total Output Capacity:	250 Sheets (20 lb. Bond)
Acceptable Paper Weight:	14 lb. Bond to 110 lb. Cover (52 to 300g/m ²)
Acceptable Paper Size:	13" x 19", 12" x 18", 11" x 17", Legal, Letter, Letter-R, Executive, Statement-R, Custom Size [4" x 5-7/8" to 13" x 19-1/4" (100mm x 148mm to 330mm x 488mm)]
Dimensions (H x W x D):	6-7/8" x 16-1/2" x 15" (175mm x 420mm x 382mm) (when Auxiliary Tray is extended)
Weight:	Approx. 2.9 lb. (1.3kg)
Staple Finisher-A1	
Number of Trays	3
Total Output Capacity	4,250 Sheets (Letter, Statement-R, Executive) Tray A: 1,500 Sheets (Letter, Statement-R, Executive) 750 Sheets (13" x 19", 12" x 18", 11" x 17", Legal, Letter-R) Tray B: 250 Sheets (Letter) 125 Sheets (13" x 19", 12" x 18", 11" x 17", Legal, Letter-R, Executive) Tray C: 2,500 Sheets (Letter) 1,250 Sheets (Statement-R, Executive) 750 Sheets (13" x 19", 12" x 18", 11" x 17", Legal, Letter-R)
Acceptable Paper Weight:	14 lb. Bond to 110 lb. Cover (52 to 300g/m ²)
Acceptable Paper Type:	Thin, Plain, Heavy, Color, Recycled, Pre-Punched, Transparency, Tracing, Labels, Tab, Bond, Letterhead, Coated, Textured, Envelopes
Acceptable Paper Size:	13" x 19", 12" x 18", 11" x 17", Legal, Letter, Letter-R, Executive, Statement-R, Custom Size [4" x 5-7/8" to 13" x 19-1/4" (100mm x 148mm to 330mm x 488mm)]
Staple Positions:	Corner/Double Stapling: 11" x 17", Legal, Letter, Letter-R, Executive
Max. Stapling Capacity:	100 Sheets [20 lb. Bond (80g/m ²)] (Letter, Executive) 50 Sheets [20 lb. Bond (80g/m ²)] (11" x 17", Legal, Letter-R)
Paper Capacity of Staple Mode:	Tray A/C: 1,500 Sheets/100 Sets (Letter, Statement-R, Executive), 750 Sheets/50 Sets (13" x 19", 12" x 18", 11" x 17", Legal, Letter-R)
Type of Staple:	Staple-G1 (5,000 x 3)
Power Requirement:	100-240V, 50/60Hz, 2.8A
Max. Power Consumption:	207W
Plug:	NEMA 5-15P
Dimensions (H x W x D):	41" x 25-3/4" (30-3/4"++) x 30-1/8" [1040mm x 654mm (782mm++) x 765mm]
Weight:	Approx. 134 lb. (61kg)



C9075 PRO C9065 PRO

Optional Accessories (continued)

Booklet Finisher-A1

Number of Trays:	3
Total Output Capacity:	4,250 Sheets (Letter, Statement-R, Executive) Tray A: 1,500 Sheets (Letter, Statement-R, Executive) 750 Sheets (13" x 19", 12" x 18", 11" x 17", Legal, Letter-R) Tray B: 250 Sheets (Letter) 125 Sheets (13" x 19", 12" x 18", 11" x 17", Legal, Letter-R, Executive) Tray C: 2,500 Sheets (Letter) 1,250 Sheets (Statement-R, Executive) 750 Sheets (13" x 19", 12" x 18", 11" x 17", Legal, Letter-R)
Acceptable Paper Weight:	14 lb. Bond to 110 lb. Cover (52 to 300g/m ²)
Acceptable Paper Type:	Thin, Plain, Heavy, Color, Recycled, Pre-punched, Transparency, Tracing, Labels, Tab, Bond, Letterhead, Coated, Textured, Envelopes
Acceptable Paper Size:	13" x 19", 12" x 18", 11" x 17", Legal, Letter, Letter-R, Executive, Statement-R, Custom Size [4" x 5-7/8" to 13" x 19-1/4" (100mm x 148mm to 330mm x 488mm)]
Staple Positions:	Corner Stapling: 11" x 17", Legal, Letter, Letter-R, Executive Double Stapling: 11" x 17", Legal, Letter, Letter-R, Executive Saddle-Stitch: 13" x 19", 12" x 18", 11" x 17", Legal, Letter-R
Max. Stapling Capacity:	100 Sheets [20 lb. Bond (80g/m ²) (Letter, Executive)] 50 Sheets [20 lb. Bond (80g/m ²) (11" x 17", Legal, Letter-R)]
Paper Capacity of Staple Mode:	Tray A/C: 1,500 Sheets/100 Sets (Letter, Statement-R, Executive), 750 Sheets/50 Sets (13" x 19", 12" x 18", 11" x 17", Legal, Letter-R)
Max. Saddle-stitch Capacity:	20 Sheets [including one cover page 110 lb. Bond (300g/m ²)] [20 lb. Bond (80g/m ²)]
Paper Capacity of Saddle-stitch Mode:	1 to 5 Sheets/25 Sets, 6 to 10 Sheets/15 Sets, 11 to 16 Sheets/10 Sets, 17 to 20 Sheets/5 Sets
Type of Staple:	Staple-G1 (5,000 x 3) Staple-P1 (5,000 x 2)
Power Requirement:	100-240V 50/60Hz, 2.8A
Power Consumption:	255W
Plug:	NEMA 5-15P
Dimensions (H x W x D):	41" x 30-1/4" (35-1/4"*) x 30-1/8" (1040mm x 767mm (896mm**)) x 765mm)
Weight:	Approx. 238 lb. (108kg)

Puncher Unit-BF1***

Acceptable Punch Paper Weight:	14 lb. Bond to 140 lb. Index (52 to 256g/m ²)
Acceptable Punch Paper Type:	Thin, Plain, Heavy, Color, Recycled, Tab, Bond, Letterhead, Coated, Textured
Acceptable Punch Paper Size:	11" x 17", Legal, Letter, Letter-R
Punch Type:	2 Holes (Legal, Letter-R) 3 Holes (11" x 17", Letter)
Distance Between Punch Holes:	2 Holes: 2-3/4" (70mm) 3 Holes: 4-1/4" (108mm)
Punch Waste Tray Capacity:	Approx. 5,000 Sheets (20 lb. Bond)
Power Requirement:	From Finisher
Power Consumption:	Approx. 56W (when in operation)
Dimensions (H x W x D):	Inside the Finisher [15-1/2" x 3-3/4" x 15-1/2" (392mm x 95mm x 392mm)]
Weight:	Approx. 8.2 lb. (3.7 kg)

Inner Booklet Trimmer-A1*

Trimming Method:	Face Trim
Trim Thickness:	40 Sheets (2mm to 20mm Trimming Width)
Waste Tray Capacity:	1,500 Sheets of Trimmed Strips [Width 0.78" (20mm), Letter, 20 lb. Bond (80g/m ²)]
Acceptable Paper Weight:	16 lb. Bond to 110 lb. Cover (60 to 300g/m ²)
Acceptable Paper Type:	Thin, Plain, Heavy, Recycled, Color, Coated
Output Tray Capacity:	30 Booklets
Power Requirements:	From Finisher
Max. Power Consumption:	51W (when in operation)
Dimensions (H x W x D):	Inside the Finisher [15-7/8" x 9-7/8" x 24-5/8" (403mm x 251mm x 625mm)]
Weight:	Approx. 70.5 lb. (32kg)

Professional Puncher-C1/

Professional Puncher Integration Unit-B1**

Acceptable Punch Paper Weight:	Letter (3-hole, 5-hole, Velo Bind 11-hole, Plastic Comb 19-hole, Twin Loop 21-hole/32-hole, Color Coil 44-hole): 20lb. Bond to 80 lb. Cover (75 to 216g/m ²) Letter (ProClick 32-hole): 20 lb. Bond to 65 lb. Cover (75 to 176g/m ²)
--------------------------------	---

Acceptable Punch Paper Type:	Plain, Heavy, Color, Recycled, Tab, Coated
Acceptable Punch Paper Size:	Letter
Punch Pattern Die Sets (optional):	Plastic Comb (19-hole) Twin Loop (21/32-hole) Color Coil (44-hole) Velo Bind (11-hole) Loose Leaf (3/5-hole) ProClick (32-hole)
Punch Waste Tray Capacity:	Approx. 25,000 Sheets or more of 20 lb. Bond (80g/m ²) with 4 holes punched
Power Requirement:	120-127V/5.5A-60Hz
Max. Power Consumption:	Professional Puncher-C1: 300W Professional Puncher Integration Unit-B1: 130W Max.
Plug:	NEMA 5-15P
Dimensions (H x W x D):	Professional Puncher-C1: 41" x 12" x 31-1/4" (1040mm x 305mm x 792mm) Professional Puncher Integration Unit-B1: 41" x 9-7/8" x 31-1/4" (1040mm x 250mm x 792mm)
Weight:	Professional Puncher-C1: Approx. 176 lb. (80kg) Professional Puncher Integration Unit-B1: Approx. 88.2 lb. (40kg)

Document Insertion Unit-H1**

Number of Trays:	2
Acceptable Media:	Covers and Inserts
Tray Capacity:	Upper Tray: 200 Sheets [20 lb. Bond (80g/m ²)] Lower Tray: 200 Sheets [20 lb. Bond (80g/m ²)]
Acceptable Paper Weight:	14 lb. Bond to 110 lb. Cover (52 to 300g/m ²)
Acceptable Paper Type:	Thin, Plain, Heavy, Color, Recycled, Pre-punched, Tab, Bond, Letterhead, Coated, Textured
Acceptable Paper Sizes:	13" x 19", 12" x 18", 11" x 17", Legal, Letter, Letter-R, Executive, Custom Size [7-1/8" x 7-1/8" to 13" x 19-1/4" (140mm x 182mm to 330mm x 488mm)]
Power Requirements:	100-240V/2.8A, 50/60Hz
Max. Power Consumption:	103W
Plug:	NEMA 5-15P
Dimensions (H x W x D):	55-3/8" x 13-1/4" x 31-1/4" (1407mm x 336mm x 793mm) 55-3/8" x 29-3/8" x 31-1/4" (1407mm x 746mm x 793mm) (with Insertion Feeding Tray)
Weight:	Approx. 134 lb. (61kg)



C9075 PRO C9065 PRO

Optional Accessories (continued)

Paper Folding Unit-G1^{AA}

Folding Method:	Roller Pressure Folding
Folding Type:	Z-Fold, Accordion Z-Fold, C-Fold, Half-Fold, Double Parallel Fold ^o
Acceptable Paper Weight:	14 lb. Bond to 28 lb. Bond (52 to 105g/m ²)
Acceptable Paper Type:	Thin, Plain, Color, Recycled, Bond
Acceptable Paper Sizes:	Accordion Z-Fold, C-Fold, Half-Fold: Letter-R Z-Fold: 11" x 17", Legal, Letter-R Double Parallel Fold: Legal, Letter-R
Power Requirements:	From Finisher
Max. Power Consumption:	130W
Dimensions (H x W x D)	46-7/8" x 13-1/4" x 31-1/4" (1190mm x 336mm x 793mm)
Weight:	Approx. 156.5 lb. (71kg)

Print Controller Options

imagePASS-A1^{AAA}

Type:	Embedded
Processor:	Intel® Core™2 Duo T2500 2.0GHz
System:	System 8e Release 2
Memory:	Standard: 512MB Maximum: 1GB
Hard Disk:	80GB
DVD-ROM:	N/A
Interface Connections:	10/100/1000Base-T (RJ-45)
PDL Support:	Adobe PS 3/PCL 5c/PCL 6
Print Resolution:	1200 x 1200 dpi 2400 dpi Equivalent x 600 dpi
Print Driver Supported OS:	Adobe PS 3: Windows (Windows 2000/XP/Server 2003/Server 2008/Windows Vista), Macintosh® (OS X 10.3.9 or later) PCL 5c/6: Windows/2000/XP/Server 2003/Windows Vista
Utility Software:	Remote Scan 5.3, Command WorkStation® for Windows, Command WorkStation for Mac, WebTools
Standard Features:	Auto Trapping, Hot Folders, Virtual Printers, Paper Catalog
EFI Options:	Secure Erase V1.1, SeeSequence Suite, SeeSequence Impose, SeeSequence Compose, 512MB Optional Memory, X-Rite Eye-One

ColorPASS-GX300^{AAA}

Type:	External
Processor:	Intel Core2 Duo Xeon E8400 2 x 3.0GHz FSB 1333MHz
System:	System 9 Release 2
Memory:	Standard: 2GB Maximum: 2GB
Hard Disk:	160GB
DVD-ROM Drive:	Standard (DVD-RW)
Interface Connections:	10/100/1000Base-T (RJ-45)
PDL Support:	Adobe PS 3
Print Driver Supported OS:	Windows (Windows 2000/XP/Server 2003/Server 2008/Windows Vista), Macintosh (OS X 10.3.9 or later)
Print Resolution:	1200 x 1200 dpi 2400 dpi Equivalent x 600 dpi
Utility Software:	Remote Scan 5.3, Command WorkStation for Windows, Command WorkStation for Mac, WebTools
Standard Features:	Auto Trapping, Paper Catalog, Hot Folders, Virtual Printers, Secure Erase
EFI Options:	Integrated Interface and Stand, X-Rite Eye-One, SeeSequence Suite, SeeSequence Impose, SeeSequence Compose, Removable Hard Disk Drive Kit, Graphic Arts Feature Set, Premium v2.2
Dimensions (H x W x D):	19-1/8" x 8-1/2" x 19-1/8"
Weight:	Approx. 43.5 lb.

Other Optional Options

- Utility Tray-A1[■]
- USB Keyboard
- Key Switch Unit-B1
- Card Reader-C1[■]
- Copy Card Reader Attachment Kit-A1
- Braille Label Kit
- ADF Access Handle-A1
- Copy Control Interface Kit-A1
- PCL Printer Kit-AD1
- PS Printer Kit-AD1^{AAA}
- Direct Print Kit (for PDF/XPS)-H1^{AAA}
- Encrypted Secure Print-D1
- Barcode Printing Kit-D1[■]
- Web Access Software-H1^o
- imageRUNNER ADVANCE Essentials

- Universal Send Advanced Feature Set-D1
- Universal Send Security Feature Set-D1
- Universal Send Digital User Signature Kit-C1
- Super G3 Fax Board-AD1
- Super G3 2nd Line Fax Board-AD1^o
- Super G3 3rd/4th Line Fax Board-AE1^o
- Remote Fax Kit-A1^{*}
- Secure Watermark-B1
- Wireless LAN Board-B1^{**}
- USB Device Port-A1
- Multimedia Reader/Writer-A1^{***}
- Additional Memory Type B (512MB)
- Document Scan Lock Kit-A1
- Data Erase Kit-C1
- HDD Data Encryption and Mirroring Kit-C1
- Removable HDD Kit-AB1
- 3.5-inch/80GB HDD-A1
- 3.5-inch/1TB HDD-B1
- IPsec Board-B2^{**}
- Expansion Bus-F1
- Voice Guidance Kit-F1^{*}
- Voice Operation Kit-C1^{*}
- Remote Operator's Software Kit-B1
- eCopy Suite
- imageWARE Suite

* Stack Bypass is not available when Multi-Drawer Paper Deck-A1 is installed.

** Height: Up to top of Upright Control Panel in standard position. Width: Up to edge of Upright Control Panel in right side position.

*** Includes ADF and consumables.

[▲] Requires the Canon PS Printer Kit-AD1.

[†] EPS and XPS cannot be printed directly from Memory Media or Advanced Box.

^{††} When the Auxiliary Tray is extended.

^{†††} Puncher Unit-BF1 installs internally with either Staple Finisher-A1 or Booklet Finisher-A1.

[▲] Option for Booklet Finisher-A1.

^{▲▲} Requires Staple Finisher-A1 or Booklet Finisher-A1.

^{▲▲▲} Requires Additional Memory Type B (512MB).

[○] Double Parallel Fold support with the imagePASS-A1 or ColorPASS-GX300 is not available at this time. Please check with your local Canon Authorized Dealer for availability.

[■] Cannot be installed if Multi-Drawer Paper Deck-A1 is installed.

[■] Requires the Copy Card Reader Attachment Kit-A1.

[■] Requires PCL Printer Kit-AD1.

[□] Requires PS Printer Kit-AD1 or Direct Print Kit (for PDF/XPS)-H1 when printing PDF files.

^{□□} Requires Super G3 Fax Board-AD1.

^{□□□} Requires Super G3 Fax Board-AD1 and Super G3 2nd Line Fax Board-AD1.

[♦] Cannot be installed with Super G3 Fax Board-AD1.

^{♦♦} Requires Expansion Bus-F1.

^{♦♦♦} Requires USB Device Port-A1.

[◊] Voice Guidance Kit-F1 and Voice Operation Kit-C1 cannot be installed at the same time.

NOTE: Some accessories require additional equipment or may be prerequisites for other options. Some accessories cannot be installed simultaneously. Check with your Canon Authorized Dealer for details.

As an ENERGY STAR® Partner, Canon U.S.A., Inc. has determined that these products meet the ENERGY STAR guidelines for energy efficiency. ENERGY STAR and the ENERGY STAR mark are registered U.S. marks. PANTONE and other Pantone, LLC trademarks are the property of Pantone, LLC. CANON, IMAGERUNNER, IMAGEPASS, COLORPASS, and the GENUINE logo are registered trademarks of Canon Inc. in the United States and may also be registered trademarks or trademarks in other countries. IMAGEWARE is a registered trademark of Canon U.S.A., Inc. in the United States and is a trademark of Canon Inc. in certain other countries. IMAGEANYWARE is a trademark of Canon. All other referenced product names and marks are trademarks of their respective owners and are hereby acknowledged. Some items may not be available at this time; please check for availability. Specifications and availability subject to change without notice. ©2013 Canon U.S.A., Inc. All rights reserved.

Federal Law prohibits copying of certain documents. Violators may be subject to penalties. We suggest that you check with your own legal counsel. Canon U.S.A., Inc. and Canon Canada, Inc. intend to cooperate with Law Enforcement Agencies in connection with claims of unauthorized copying.

1212RA-C9000PROSS-PDF-IH



Canon
imageANYWARE

1-800-OK-CANON
www.usa.canon.com

Canon U.S.A., Inc.
One Canon Park
Melville, NY 11747